

# EMN BULLETIN

The EMN Bulletin provides policymakers and other practitioners with an outline of recent migration and international protection policy developments at EU and national levels in the period February 2013 to June 2013, including (latest) relevant published statistics.

Specific topics covered are [general policy developments](#); [legal migration](#); [international protection](#); [eradication of trafficking in human beings](#); [borders, including Schengen and visas](#); [external dimension](#); [irregular and return migration](#); [integration and citizenship](#); and [additional complementary statistics](#).

Foreword from Mr. Stefano Manservigi, Director General,  
DG HOME

Dear colleagues,

I am delighted to present this 4th Edition of the EMN Bulletin, and to provide you with the latest information on the development of the European Migration Network as it begins to look forward to 2014 and beyond.

Europe is increasingly faced with the paradox of high unemployment rates but, at the same time, serious labour shortages in some sectors, and therefore the need still to integrate new citizens and migrants and to build an inclusive Europe. The EMN will aim to develop its role in the future as a shared platform at European and national level with private and public sector employers' associations, to help identify barriers as well as good practices for migrants' access to the labour market, for skilled and seasonal workers, as well as international students, within the context of on-going debates on migration and growth.

Migration remains a widely discussed and sometimes contentious issue in the EU. And such debates are sometimes based on incorrect or misleading information. The EMN, both at EU level, and through its National Contact Points and Networks, will increasingly play an active role in providing the general

public with such information, for example, by using modern communication media, and providing concise, factual information on specific themes targeting the media and other information multipliers.

By their very nature, migration, asylum and integration issues are highly interlinked; one of the EMN's strengths in this respect is its ability to analyse a particular migration-related topic, calling on a wide-range of expertise from the various EU entities and agencies it works with. In future, the EMN will also aim, where relevant, to provide a 'rest of the world' perspective on a specific topic, as well as a link to the migration dimension of EU development policies, so that coherence and synergies, in particular with regard to defining cooperation with priority countries under the external dimension of EU migration policy, are ensured.

The EMN has proven itself to be an increasingly useful instrument for providing you as policymakers and practitioners with the information you need, and with these further enhancements the EMN will be able to perform this important role even more effectively. Here at the Commission, we have every confidence that the EMN will continue to evolve and adapt to meet the priorities and challenges of the future.

*Stefano Manservigi, Director General, DG HOME*

## WHAT IS THE EUROPEAN MIGRATION NETWORK (EMN)?

A network co-ordinated by the European Commission, assisted by two Service Providers, in co-operation with National Contact Points (EMN NCPs) established in each Member State plus Norway. Its purpose is to provide up-to-date, objective, **reliable** and comparable information on migration and asylum with a view to supporting policymaking in the European Union in these areas, as well as to the wider public. More information, as well as all EMN outputs, is available from [www.emn.europa.eu](http://www.emn.europa.eu).

### 1. GENERAL POLICY DEVELOPMENTS

- ★ The [Commission's 4th Annual Report on Immigration and Asylum 2012 \(COM\(2013\)423\)](#) was adopted on 17th June 2013. The accompanying Staff Working Document ([SWD\(2013\)210](#)) is also now available.
- ★ Outcomes of the [JHA Council Meeting 6th and 7th June 2013](#) on the state of play on the EU's accession to the European Convention for the Protection of Human Rights and Fundamental Freedoms (ECHR). Ministers were briefed by the Presidency on the final steps for the completion of the Common European Asylum System (CEAS) and on the state of play of the Schengen Governance legislative package and discussed the latest developments for the protection of refugees from the Syria conflict.
- ★ The European Union Agency for Fundamental Rights FRA Director, Morten Kjærum, and the European Asylum Support Office (EASO) Executive Director,

Robert K. Visser, signed a [working arrangement](#) on 11th June 2013 for enhancing cooperation between the two agencies.

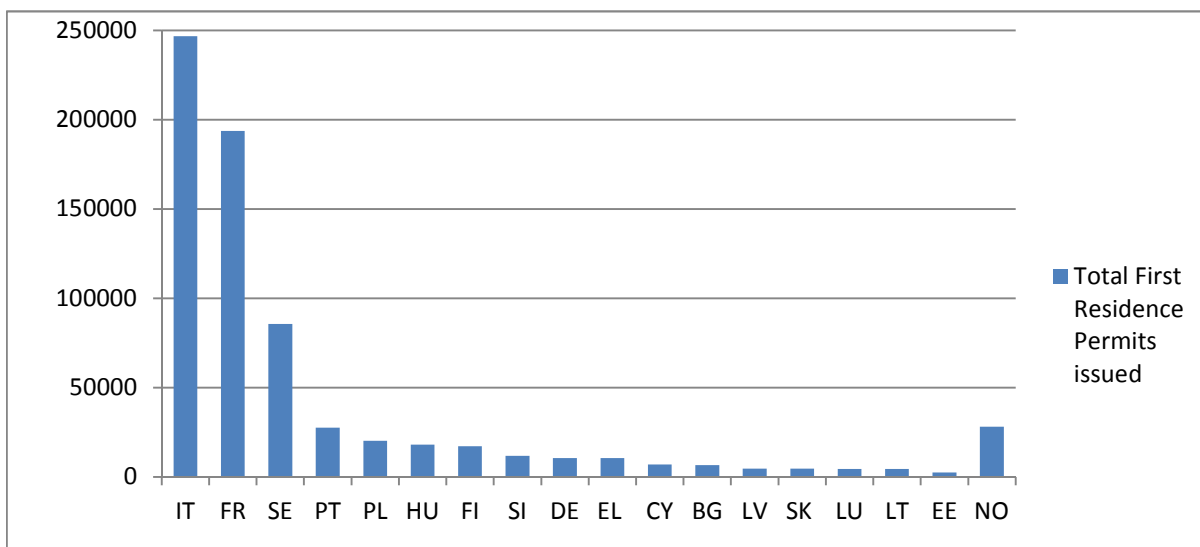
- ★ NORFACE (New Opportunities for Research Funding Co-operation in Europe) has recently published [Migration: New Developments \(Spring 2013\)](#) providing updates on its migration programme.
- ★ Outcomes of the [JHA Council Meeting, 7th and 8th March 2013](#) on border control, notably the Schengen Information System and the Commission's "Smart Borders Package" (Justice and Home Affairs Council)

### 2. LEGAL MIGRATION

#### Statistics

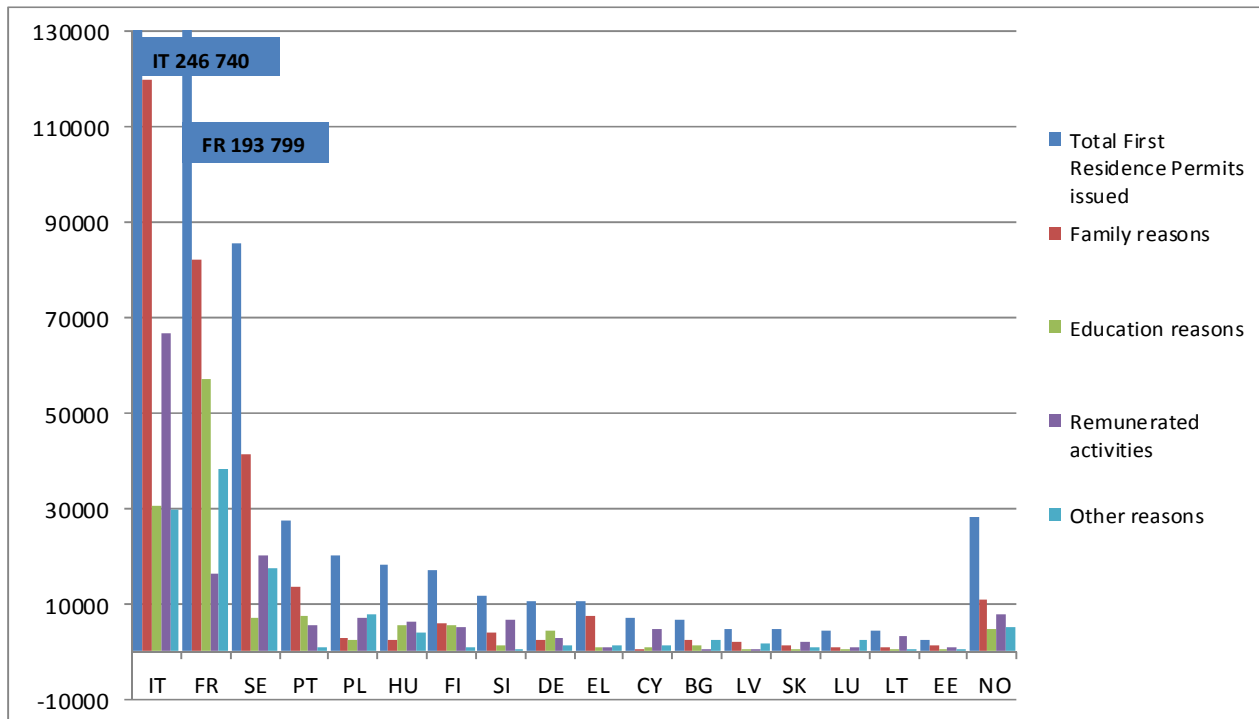
- ★ Eurostat released latest statistics on [Labour Force Survey: by citizenship](#) on 7th June 2013. Foreign citizens accounted for 7% of total employment in the EU27 in 2012, when 15.2 million foreign citizens worked in the EU27, accounting for 7% of total employment. Among these foreign citizens, 6.6 million were citizens of another EU Member State and 8.6 million were citizens of a country outside the EU. In the EU27, the employment rate for citizens of another EU Member State (67.7%) was slightly higher than for nationals (64.6%) and significantly higher than for citizens of a country outside the EU (53.7%).
- ★ Figures 1a and 1b provide a *provisional* overview of the residence permits issued in 2012 by reason (family, education, remunerated activities and other) based on latest reported statistics from the EMN (Annual Policy Report: National Reports);
- ★ Of the Member States providing such statistics,

Figure 1a: Total first residence permits issued 2012 (*Provisional data*)



Source: EMN Annual Policy Reports: National Reports (NB For some Member States, statistics were not available for the full year at the time of publication: DE: 1<sup>st</sup> January to 30<sup>th</sup> June 2012; PT: 1<sup>st</sup> January to 27<sup>th</sup> November 2012)

Figure 1b: First residence permits issued, by reason in 2012 (Provisional data)



EMN Annual Policy Reports: National Reports (NB For some Member States, statistics were not available for the full year at the time of publication: DE: 1<sup>st</sup> January to 30<sup>th</sup> June 2012; PT: 1<sup>st</sup> January to 27<sup>th</sup> November 2012)

most **residence permits** were issued by Italy (246 740) and France (193 799);

- ★ Member States which issued permits mainly for **family reasons** were Greece (71 % of all permits), Portugal (49 %), Italy (49 %) and Sweden (48 %);
- ★ The highest proportions of permits issued for the purpose of **education** were by Germany (40 %), Finland (32 %) and Hungary (31 %);
- ★ Those who issued permits mostly for the purpose of **remunerated** activities were Lithuania (71 %), Cyprus (66 %) and Slovenia (58 %);
- ★ The highest share of permits issued for '**other reasons**' were Poland (39 %) and Bulgaria (38 %).

#### EU developments and updates

- ★ The EMN Study on "[Attracting Highly Qualified and Qualified Third Country Nationals](#)" was launched in March 2013 and the results are expected by Summer 2013;
- ★ The European Policy Centre's report on [Intra-EU mobility: the 'second building block' of EU labour migration policy](#) reflects on development of intra-EU mobility facilities for migrant workers already residing in the Member States (June 2013);
- ★ The EMN will publish a report, also on the topic of [Intra-EU mobility of third country nationals](#), including an analysis of the 'barriers' to movement in summer 2013;
- ★ [Judgment of the Court of Justice in Case C-282/11](#): Social security for migrant workers: EU law

precludes the Spanish legislation concerning the method of calculation of retirement pensions, in as much as the method used does not take sufficient account of the fact that the applicant has also worked in a Member State other than Spain (21st February 2013);

- ★ [Diverse, innovative approaches are needed to ensure safe migration for women and girls](#), according to IOM;
- ★ [Establishment of Silk Routes Partnership for Migration](#) took place on 19th April 2013 as part of the 5th Ministerial Conference on the Budapest Process;
- ★ The comparative study [Family Reunification: a Barrier or Facilitator of Integration?](#) examining to what extent certain family reunification policies hinder or promote reunification with family members from third countries and also their integration was launched in March 2013;
- ★ The [9th European Integration Forum](#) was opened on 4th June 2013. The Forum is a platform for civil society organisations to express their views on migrant integration and discuss challenges and priorities with the European institutions. The 9th Forum will address the integration of migrant youth in the European society.

## National developments

### Economic migration

- ★ **Austria:** The IOM Vienna as the EMN NCP Austria organised a Conference "Austria and the Global Competition for Talent" in Vienna on 12 June 2013. The aim of the conference was to analyse various policies, to exchange experiences, and to bring together different perspectives such as of countries of origin, EU and non-EU destination countries, the private sector and host societies ([www.emn.at/en/](http://www.emn.at/en/));
- ★ **Estonia:** New amendments were made to the Aliens Act mainly to speed up the admission procedure of highly-qualified labour migrants and foreign students. According to the amendments, a visa is issued for entering the country, after which a residence permit for employment or study is applied for/issued. These amendments will be effective as of 1st September 2013;
- ★ **Germany:** The [OECD report on recruiting immigrant workers: Germany 2013](#) concluded that Germany is one of the OECD countries with the lowest barriers to immigration for high-skilled workers. However, long-term labour migration is low in comparison with other countries;
- ★ **Ireland:** Ireland has introduced [revised employment permits arrangements](#), designed to facilitate the migration of skilled workers, particularly in ICT. Reforms include: increased number of employment permits granted in the ICT sector; a broadened list of occupations eligible for highly-skilled permits (green cards); and a commitment to reduce processing times for applications;
- ★ **Italy:** In March the Ministry of Labour and Social Policies launched the first [Semiannual Report on Immigrants Labor Market according to which](#), in the third quarter of 2012, non-nationals employed represent 10.2% of employed workers (2,357,000, of which 1,574,000 non-EU), with an increase, compared to the third quarter of 2011, equal to 81,000 units (+3.5%);
- ★ **Malta:** As from the start of 2013, [residence permits are being issued with an e-ID card for improved security](#). All ID cards issued to foreign nationals expired at the end of March 2013. However current residence documents can be used as an ID until June 2013;
- ★ **Netherlands:** National statistics reports that [unemployed among people with non-western background has risen in 2012](#). The unemployment growth rate in the non-western population in the Netherlands is higher than in the native Dutch population. On average, 15.5 percent of the non-western labour force in the Netherlands were unemployed in 2012, versus 13.1 percent in 2011. Unemployment in the native Dutch population increased from 4.2 to 5.0 % over the same period;

- ★ **United Kingdom:** The Office for National Statistics' Migration Statistics Quarterly (produced with Home Office, Department for Work and Pensions and National Records of Scotland) will be published on 23rd May. This [provides quarterly data on UK migration flows, visas, asylum and settlement](#).

### Student migration

- ★ **France:** Published, between two parliamentary debates on professional and student migration, MP Matthias Fekl's report entitled "[Securing foreigners' paths in France](#)" should contribute to a new bill on immigration announced by the government for the Summer of 2013;
- ★ **Netherlands:** The immigration of international students to the Netherlands has been facilitated by the implementation of the Student Directive. Based on the EMN study Immigration of International Students to the Netherlands an [article on the immigration and mobility policies](#) that are currently being implemented by the Netherlands to allow international students to enter into the Netherlands for the purposes of study was published in the *Journal Vreemdelingenrecht*;
- ★ **United Kingdom:** On the 14th March the Home secretary announced in the House of Commons [some upcoming minor changes to immigration rules](#). This includes the change that all completing PhD students will now be allowed to stay in the UK for one year beyond the end of the course to find skilled work or to set up as an entrepreneur.

### General developments

- ★ **Lithuania:** In March, 2013 the Prime Minister of Lithuania established a working group to draft migration policy guidelines, a comprehensive strategic document in the area of migration. The draft should be presented to the Government by 1st October 2013;
- ★ **Poland:** Publication of the [results of the National Census of Population and Housing 2011](#), including data on emigration of the Poles, labour-related emigration, re-emigration and immigration of foreigners to Poland. Foreigners constituted only 0.15% of all permanent residents in Poland. a [decrease in economic migration](#) to Poland was noted in 2012: number of work permits and employers' declarations of the intention to employ a foreigner (alternative to a work permit for citizens of Ukraine, Belarus, Russia, Moldova and Georgia) decreased by 4% and 6%, respectively;
- ★ **Slovak Republic:** [Changes in the Act on Residence of Foreigners](#): from 1st May 2013, an amendment of the [Act No. 404/2011 Coll. on Residence of Foreigners](#) has come into effect. The main changes are summarised in English on the following [link](#);
- ★ **United Kingdom:** Home Office's Immigration Statistics January-March 2013, will be published

23rd May. It provides the [latest UK figures on those subject to immigration control](#), for the period up to year ending March 2013. Topics included: admissions, visas, asylum, settlement, citizenship, detention, removals and voluntary departures.

### 3. INTERNATIONAL PROTECTION

#### Statistics

- ★ Eurostat published [Data in Focus 5/2013 Asylum applicants and first instance decisions on Asylum Applications 2012](#) providing a full overview for 2012 (see Figure 2);
- ★ The number of asylum applicants in the EU-27 rose to more than **330 000** in 2012, representing an increase of around **30 000** compared to 2011;
- ★ **Germany** and **Sweden** recorded the highest increases of asylum applicants in 2012, more than 24 000 and 14 000 respectively compared to 2011;
- ★ 15 000 more **Syrians** sought asylum in the EU-27 in 2012 compared to 2011: Syrian asylum seekers tripled while Albanians and citizens from Bosnia and Herzegovina more than doubled in the EU-27 in 2012;
- ★ Almost one **out of three** asylum seekers in the EU-27 in 2012 was **aged below 18** years;
- ★ **Germany, France** and **Sweden** accounted for nearly 60 per cent of all asylum applications in the EU-27 in 2012.

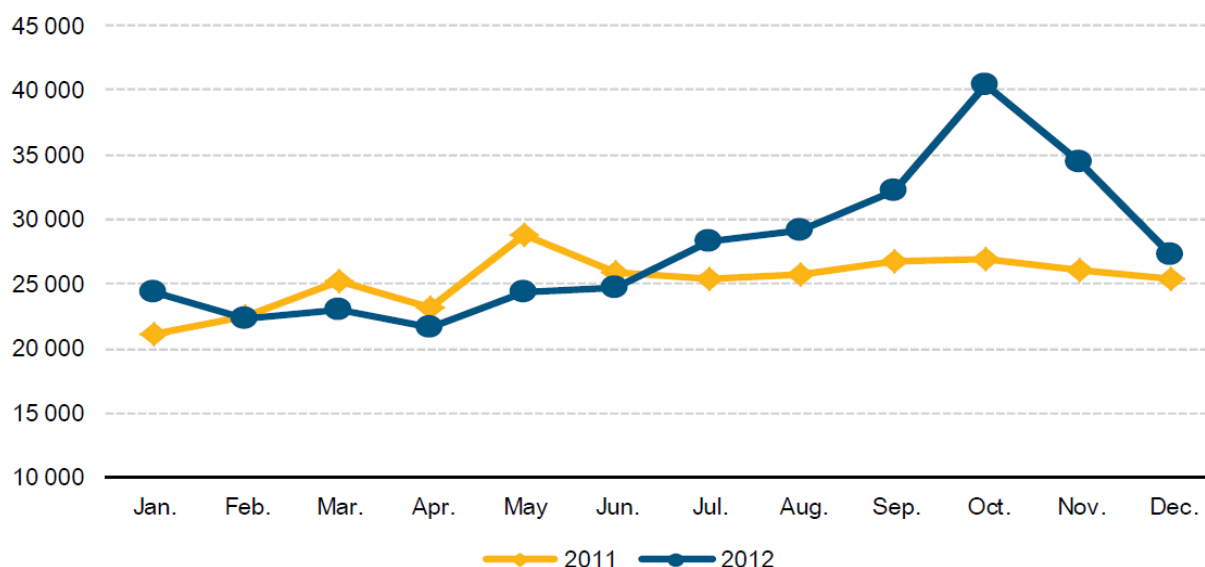
#### EU developments and updates

- ★ The EMN Study on ["Organisation of Reception Facilities"](#) was launched in early April 2013; the first results will be published in Autumn 2013. The EMN

has welcomed the cooperation of EASO in developing this Study;

- ★ On 12 June 2013, MEPs approved the architecture of the [new EU asylum system](#), which lays down common procedures and deadlines for handling applications, ensures a basic set of rights for asylum seekers from the moment they enter the EU and bans transfers of asylum applicants to member states unable to ensure decent living conditions for them. The new system will take effect in the second half of 2015;
- ★ [Judgment of the Court of Justice in Case C-648/11](#): Visa: The Member State responsible for examining an asylum application made in more than one Member State by an unaccompanied minor is the State in which the minor is present after having lodged an application there (6th June 2013);
- ★ FRA and the European Court of Human Rights (ECHR) launched a jointly produced guide entitled [Handbook on European law relating to asylum, borders and immigration](#) on 11th June 2013. The handbook focuses on the situation of third-country nationals arriving in Europe and covers a broad range of topics, including access to asylum procedures, procedural safeguards and legal support in asylum and return cases, detention and restrictions to freedom of movement, forced returns, and economic and social rights;
- ★ [Judgement of the Court of Justice Case C-534/11](#): Visa: An asylum seeker may, on the basis of national law, be detained for the purposes of removal on the ground of illegal stay where the application for asylum has been made with the sole aim of delaying or jeopardising enforcement of the return decision (30th May 2013);
- ★ [EASO and the Greek government signed an](#)

Figure 2: Asylum applications in EU-27, January 2011 – December 2012



Source: Eurostat Data in focus 05/2013



[agreement to extend EASO support to Greece until December 2014](#) on 7th March 2013;

- ★ The EMN Study on [Establishing Identity for International Protection](#) was finalised in February 2013.

#### National developments

- ★ **Austria:** in the course of implementing the Qualifications Directive (2011/95/EU), the Single Permit Directive (2011/98/EU), as well as the Directive extending the scope of the Long-Term Residence Directive to beneficiaries of international protection (2011/51/EU), the Austrian parliament decided on amendments to the Settlement and Residence Act, the Asylum Act and the Aliens Police Act;
- ★ **Cyprus:** On February 1st, 2013, [new legislative amendments were adopted and implemented under the Refugee Law](#) (N.9 (1) of 2013) in Cyprus. The amendments involved: a) restriction of asylum seekers' and refugees' rights on residence and movement only to the Government controlled areas, b) determination of the responsible authority for the examination of subsequent applications, c) transfer of the representation tasks of unaccompanied minors from the Commissioner for Children's Rights to the Social Welfare Services, d) ensure the right of beneficiaries of international protection to appeal a negative decision following an application for family reunification and e) authorization of the disclosure of information for purposes of criminal investigation and prosecution;
- ★ **Czech Republic:** On 21st March, 2013 the Asylum Act was amended so as to provide beneficiaries of international and subsidiary protection with the status of long-term residents of the EU;
- ★ **Finland:** The [number of positive decisions on asylum applicants granted increased in 2012](#): in 2012, the Finnish Immigration Service made more positive decisions on asylum applications than before; an asylum or a residence permit was granted to 42 per cent of all processed applicants. In 2011, a positive decision was given to 1 601 individuals, i.e. 36% of applicants. [Afghani nationals from insecure regions now granted stronger protection](#): Finland has updated its policy concerning Afghanistan, reassessing the security situation of the country and Afghani asylum seekers' needs for international protection. Asylum seekers from certain provinces in southern and eastern Afghanistan are now granted subsidiary protection because of the poor security situation in those regions. A residence permit on the basis of subsidiary protection is valid for four years; previously, these asylum seekers were granted a residence permit on the basis of humanitarian protection for one year. Granting subsidiary protection or humanitarian protection on the basis that an asylum seeker comes from an insecure

region requires reliable evidence of the applicant's place of residence; such evidence includes the applicant's own account, documentation presented and, as decided on a case-by-case basis, linguistic analysis;

- ★ **France:** the initial term of validity of the [first receipt equivalent to a temporary residence permit issued to asylum seekers](#) is extended from three to six months;
- ★ **Germany:** [Persecution based on religious reasons](#): on 20 February 2013 the Federal Administrative Court decided that already the interdiction of certain forms of religious practice can be considered as considerable act of persecution – regardless whether the applicant actually practices his religion or refuses to do so owing for a fear of persecution. [Asylum applications from the Russian Federation in April 2013](#): Russian Federation is the number one country of origin in the first asylum application statistics for Germany. The monthly number of first asylum applicants originating from the Russian Federation during the first quarter increased in April 2013 significantly to 2,055 (+105% in comparison to the previous month);
- ★ **Netherlands:** National statistics reports that the [influx of unaccompanied foreign minors to the Netherlands is slowing down](#). In 2011, 500 unaccompanied foreign minors arrived in the Netherlands, i.e. 200 fewer than in 2010. More than half of unaccompanied foreign minors arriving in the Netherlands in 2011 were Afghan nationals, and Afghans have been the largest group since 2009. On the 24th of April 2013 NL EMN NCP organised a conference on the [Common European Asylum System \(CEAS\)](#): the report of the international conference can be found [here](#);
- ★ **Poland:** Growing numbers of third country nationals are seeking international protection in Poland, mainly citizens of Russian Federation; As of 20th May 2013, more than 7 000 asylum applications were lodged (84% of applicant them were filled by nationals of Russia, 9% by citizens of Georgia and approx. 4% by both citizens of Armenia and Syria), compared with some 4 000 asylum applications recorded in the first half of 2012.

## 4. ERADICATION OF TRAFFICKING IN HUMAN BEINGS

### Statistics

- ★ Eurostat launched the [first report at the EU level on statistics on trafficking in human beings](#) on **15th April 2013**. It includes data for the years 2008, 2009 and 2010, from all 27 EU Member States, Croatia and EU Candidate and EFTA/EEA countries: Iceland, Montenegro, Norway, Serbia, Switzerland and Turkey;

- ★ In 2010 Member States reported a total number of 9 528 identified and presumed victims and the subset of Member States which provided data for all three reference years showed an increase of 18 % between 2008 and 2010;
- ★ The percentage of **child victims** of trafficking in human beings is close to 15 % across the three reference years. The vast majority of all victims (80 %) are female, and 20 % of the victims are male, across all reference years;
- ★ Over the three years, **women account for 68 %**, men for 17 %, girls for 12 % and boys for 3 % of the total number of victims of trafficking in human beings;
- ★ The majority (around 62 %) of victims are trafficked for the purpose of **sexual exploitation**, around 25 % for labour exploitation and around 14 % for the category "other";
- ★ The percentage of victims of trafficking for sexual exploitation is increasing each year, whereas the percentage reported as victims of trafficking for labour exploitation dropped from 28 % in 2008 to a stable 23 % in 2009 and 2010;
- ★ A clear majority (61 %) of the identified and presumed victims come from **EU Member States**. **Nigeria** and **China** are the main non-EU countries of origin of identified and presumed victims in the EU and Brazil, Russia and Algeria also feature in all three years.
- ★ In the countries reporting data for 2008, 2009 and 2010, the number of **suspected traffickers** fell by 17 % between 2008 and 2010;
- ★ In the countries reporting data for 2008, 2009 and 2010, the number of **convictions** for trafficking in human beings decreased by 13 % between 2008 and 2010.

#### EU developments and updates

- ★ The EMN Study on "[Identification of Victims of Trafficking in Human Beings](#)" was launched in early April 2013; the first results of the Study will be published in the Autumn of 2013. EMN acknowledges the cooperation of the EU Anti-Trafficking Co-ordinator in developing this Study;
- ★ On **31st May 2013**, the European Commission launched an [EU Civil Society Platform](#) against Trafficking in Human Beings. Over 100 civil society organisations from the EU Member States and Croatia working at European, national and local levels will be involved, from the fields of human rights, children's rights, women's rights, gender equality, migrants' rights and shelters. The initiative will promote the role of civil society, and enhance cooperation amongst relevant actors;
- ★ [International Commission on Missing Persons \(ICMP\) and IOM signed a Cooperation Agreement](#). The main areas of cooperation between the two international organizations will be to address the issue of missing persons from migration,

displacement, human trafficking, and other causes (8th March 2013);

#### National developments

- ★ **Finland:** [System of assistance for victims of human trafficking has 48 new customers](#): in 2012, 48 people were accepted into the system of assistance for victims of human trafficking, almost the same figure as in 2011 (52). However, the reported numbers of victims does not tell the whole truth about the extent of human trafficking in Finland, and the overall number of victims is likely to be higher. At the end of 2012, the system of assistance was helping 94 victims or suspected victims of human trafficking. A clear majority, 66% of these people, were suspected victims of work-related exploitation; about 27% were victims of sexual exploitation. Of the 48 people accepted into the system of assistance in 2012, 20 had moved to Finland from South East Asia, and all had become a victim through working in a restaurant;
- ★ **Poland:** Both the number of foreign victims of trafficking in human beings who received support from the National Consulting and Intervention Centre for Victims of Trafficking (for victims not willing to contact law enforcement agencies) as well as foreigners who were granted assistance under the Program For Support and Protection for Victim/Witness of Trafficking in Human Beings (targeting victims who cooperated with the law enforcement agencies), doubled in 2012 compared to 2011 and amounted to 109 and 57 persons, respectively. Poland hosted the Expert Workshop on Victims of Trafficking in Human Beings in the framework of the Eastern Partnership Panel on Migration and Asylum (21-22 May 2013).

## 5. SCHENGEN, BORDERS AND VISAS

#### Statistics on Schengen short stay visas (up to 3 months stays).

- ★ Demand for Schengen visas is booming: **the number of Schengen visa applications has increased by 48% between 2009 and 2012, to reach 15.1M last year**. During that period, some Schengen States have seen the number of applications more than double (ES, LT, SI), while others have seen limited increases of less than 20%: DE, SE, SK, AT, HU. The Schengen States registering more applications are FR (2.3M), followed by ES and DE (1.8M) and IT (1.7M);
- ★ **The share of multiple entry visas (MEVs) on the total number of issued visas is growing: from almost 36% in 2010 to almost 42% in 2012**. There are significant differences in the MEV rates of different Schengen States: while IT, SI, AT, FI and LU issued MEVs is more than 60% of cases, ES, DE and CZ did so in less than 20% of cases;

- ★ **The visa refusal rate is decreasing. Globally, it has decreased from 5.8% in 2010 to 4.8% in 2012.** Here too there are important differences between the Schengen States: while BE refused 16% of applications in 2012, and FR refused 9%, PL, LU, SK, LT, LV, IS, EL and EE refused less than 2%. From a third country perspective, the refusal rate was the highest in Sub-Saharan Africa (18%), the Caribbean, Maghreb and Mashreq regions (around 16%) and South America (around 10%). In the ENP East countries and Russia it was around or below 2% and in South and East Asia around 6%;
- ★ **Russia is by far the most important third country** in terms of Schengen visa applications, with slightly more than 40% of applications worldwide being made there (6M applications). The number of applications is rising significantly, with an increase of +43.7% between 2010 and 2012. The rejection rate was less than 1% in 2012 and the share of MEVs almost 50%;
- ★ In second place comes **Ukraine**, with 1.3M applications in 2012 (increase of 35% since 2010) and in third place, **China** (1.2M applications, increase of 50% since 2010).

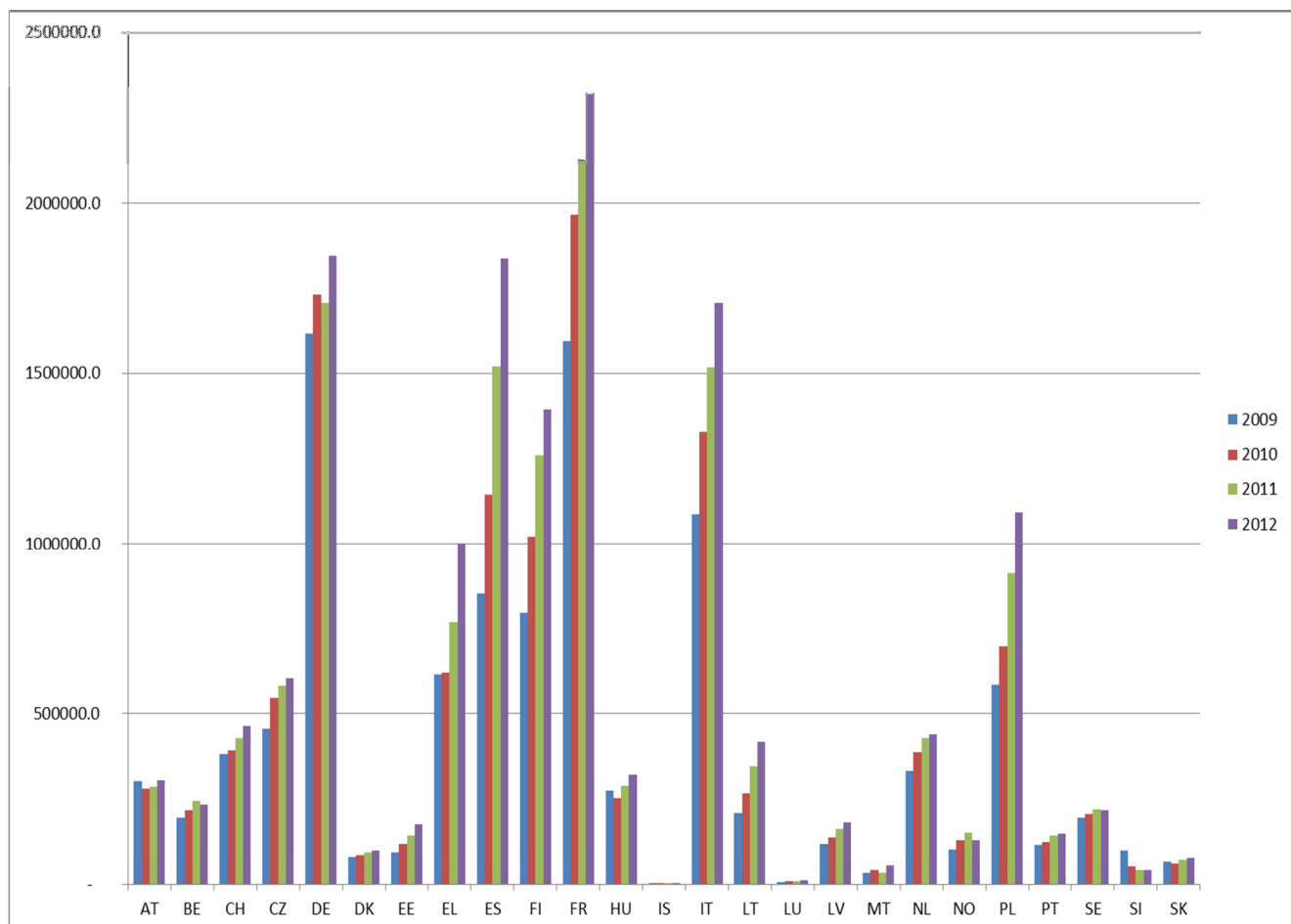
#### Statistics from non-Schengen countries

- ★ In 2012 UK issued 2 229 357 visas.

#### EU developments and updates

- ★ [The amended EU visa facilitation agreements with Ukraine and Moldova will enter into force as of 1 July](#) to facilitate further the short-stay visas for visits of up to a total of 90 days, calculated over a period of 180 days.
- ★ The open consultation on [Improving procedures for obtaining short-stay 'Schengen' visas](#) was launched on 25th March 2013. The deadline for responses was 17th June 2013. The results of the consultation will be available in the coming weeks.
- ★ The [third biannual overview on the functioning of the Schengen area](#) was published on 3rd June 2013, covering the period 1st November 2012 – 30 April 2013. It assesses in particular the situation at the external borders, the application of Schengen rules and the visa procedures.
- ★ Frontex organised its annual [European Day for Border Guards](#) in Warsaw on 23rd May 2013. Europe's border guard community, public service

Figure 3: Number of C Schengen visas applied for at Schengen states' consulates 2009-2012



Source: Eurostat



and private industry shared experiences and best practices.

- ★ **Smart Border Package:** [Opinion of the European Economic and Social Committee](#) on the Proposal for a regulation of the European Parliament and of the Council establishing an Entry/Exit System (EES) to register entry and exit data of third country nationals crossing the external borders of the Member States of the European Union (22 May 2013).
- ★ Frontex published its [Annual Risk Analysis 2013](#) on 18th April 2013. According to the Report, the year 2012 saw a 50% decrease in the number of illegal border crossings detected at EU level compared to the year before. Moreover, at around 73 000, it was the first year since systematic data collection started in 2008 that the total figure for the year stood at less than 100 000.
- ★ The second generation [Schengen Information System \(SIS II\)](#) went 'live' on 9th April 2013. SIS II will play a crucial role in facilitating the free movement of people within the Schengen area, and updates the current system, which has operated since the mid-1990's, providing greater functionality.
- ★ [Judgment of the Court of Justice in Case C-254/11](#): Visa: The limitation of stays in the Schengen area to a maximum of three months over a six month period for foreign nationals who are not subject to visa requirements does not apply to those who benefit from the local border traffic regime (21st March 2013).
- ★ Outcomes of the [JHA Council Meeting, 7-8 March 2013](#) on border control, notably the Schengen Information System and the Commission's "Smart Borders Package" (Justice and Home Affairs Council) are now available.
- ★ FRA published a Report on [Fundamental Rights at Europe's southern sea borders](#) in March 2013.

#### National developments

- ★ **Ireland** has announced a [six month trial period for automated border control gates \(e-gates\) at Dublin Airport](#). Certain Irish/EU, EEA and Swiss passport holders aged 18+ can follow a 'self-service' channel to clear immigration control.
- ★ **Poland:** on 1st May 2013 [fees for issuing national visas to citizens of Moldova were abolished](#). Poland has already waived fees for citizens of Belarus (2011) and Ukraine (2012).

## 6. EXTERNAL DIMENSION

- ★ The [Mobility Partnership EU-Morocco](#) was signed on 7 June 2013 by Cecilia Malmström, European Commissioner for Internal Affairs, Mr Saad Dine El Otmani, the Moroccan Minister for Foreign Affairs and Cooperation and the Ministers responsible for migration from the nine EU Member States participating in this partnership (Belgium, France,

Germany, Italy, Netherlands, Portugal, Spain, Sweden and United Kingdom). Morocco is the first country from the Mediterranean region to enter into a partnership of this kind with the EU.

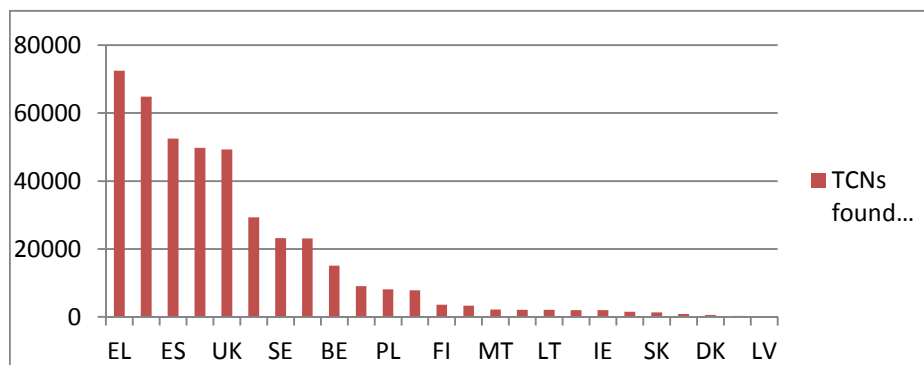
- ★ The European Union and **Armenia** signed [an agreement on the readmission of persons residing without authorisation](#) on 19th April 2013. A visa facilitation agreement with Armenia, opening the way for easier travel and people-to-people contact across Europe, was signed on 17th December 2012.
- ★ The Commission Communication ["Maximising the Development Impact of Migration"](#) adopted on **21st May 2013** will provide the basis for a common position for the EU and its Member States at the High-level Dialogue on International Migration and Development, organised by the United Nations General Assembly on 3rd and 4th October 2013.
- ★ The [European Commission \(DG HOME, DG DEVCO and DG ECHO\), the European External Action Service and the International Organization for Migration \(IOM\)](#) met on 2nd May 2013 to discuss global migration, development, and crisis management issues. This was the first Senior Officials Meeting held within the framework of the EU-IOM Strategic Partnership.
- ★ In early 2013 the United Nations Economic Commission for Europe (UNECE) established a [Taskforce on Circular Migration](#); the main objective of the Task Force is to prepare a proposal for a common international statistical definition of circular migration. Cooperation is being established with the EMN resulting from the publication of the EMN Study ["Temporary and Circular Migration: policy, practice and future options"](#) in 2011.

## 7. IRREGULAR AND RETURN MIGRATION

#### Statistics

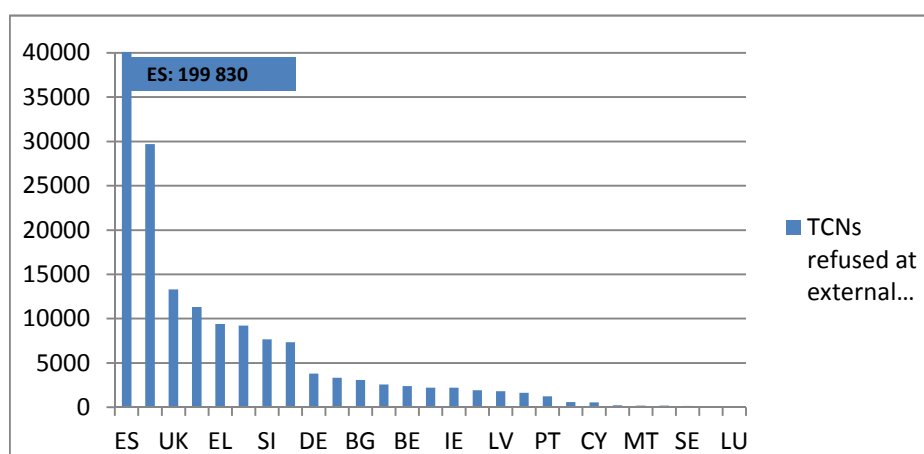
- ★ Frontex's [Quarterly Report Q4](#) 2012 has been published and noted that during the final quarter of 2012, several FRAN indicators varied radically compared to previous reporting periods: there were just 13 613 detections of illegal border-crossing at the EU level, the lowest ever recorded figure for any quarter since data collection began in early 2008. By contrast, both clandestine entries and asylum applications were at their highest levels since data collection began and, although falling slightly compared with the previous quarter, refusals of entry at the external border remained at one of the highest levels since 2009.
- ★ Figures 4a and 4b provide an overview of the indicators used to measure irregular migration, namely refusals of entry, apprehensions and returns. On refusals, Spain was by far the largest with 199 830 followed by Poland (29 705). The large number of refusals by Spain is due to the land borders of the cities of Ceuta and Melilla with Morocco.

Figure 4a: Third-country nationals found to be illegally present (2012)



Source: Eurostat

Figure 4b: Third-country nationals refused entry at external borders (2012)



Source: Eurostat

- ★ Most apprehensions occurred in Greece (72 420), followed by Germany (64 815), Spain (52 485), France (49 760) and United Kingdom (49 315), whilst for returns to a third country these were mainly from United Kingdom (49 515), France (22 760), Spain (18 865) and Greece (16 650).

#### EU developments and updates

- ★ Frontex [Western Balkans Annual Risk Assessment 2013 on 7th June 2013](#). Frontex also published its [Annual Risk Analysis 2013](#) on 18th April 2013.
- ★ The Research and Development Unit of Frontex (RDU) is organising the second edition of the Document Challenge ([Document Challenge II](#)) in the second half of September 2013, with the goal of identifying document fraud detection challenges and solutions for Border Guard officers working in the first line of Border Checks.
- ★ A recent IPPR Report has been published exploring issues of return and reintegration: [Homecoming: return and reintegration of irregular migrants from Nigeria](#). (April 2013).

#### National developments

- ★ **Belgium:** The Employer Sanctions Directive (2009/52/EC) was transposed into national legislation and on 4th March 2013, the ["Law laying down sanctions and measures against employers of illegally staying third-country nationals"](#) came into force in Belgium.
- ★ **Finland:** [More than 850 persons returned voluntarily to their home countries](#): an assisted voluntary return system is being established in Finland. A total of 858 foreigners who arrived in Finland mainly as asylum seekers returned voluntarily to their home countries in the Assisted Voluntary Return project organised by IOM Helsinki (International Organization for Migration) and the Finnish Immigration Service.
- ★ **France:** there has been a downward revision in the numbers of migrants returning to their country of origin under [assisted return](#).
- ★ **Poland:** The Border Guard has introduced [changes in the operation of detention centres](#) to ease the strict regimes and to improve their friendliness to foreigners to the extent possible, in compliance with health and safety regulations.

## 8. INTEGRATION, INCLUDING CITIZENSHIP

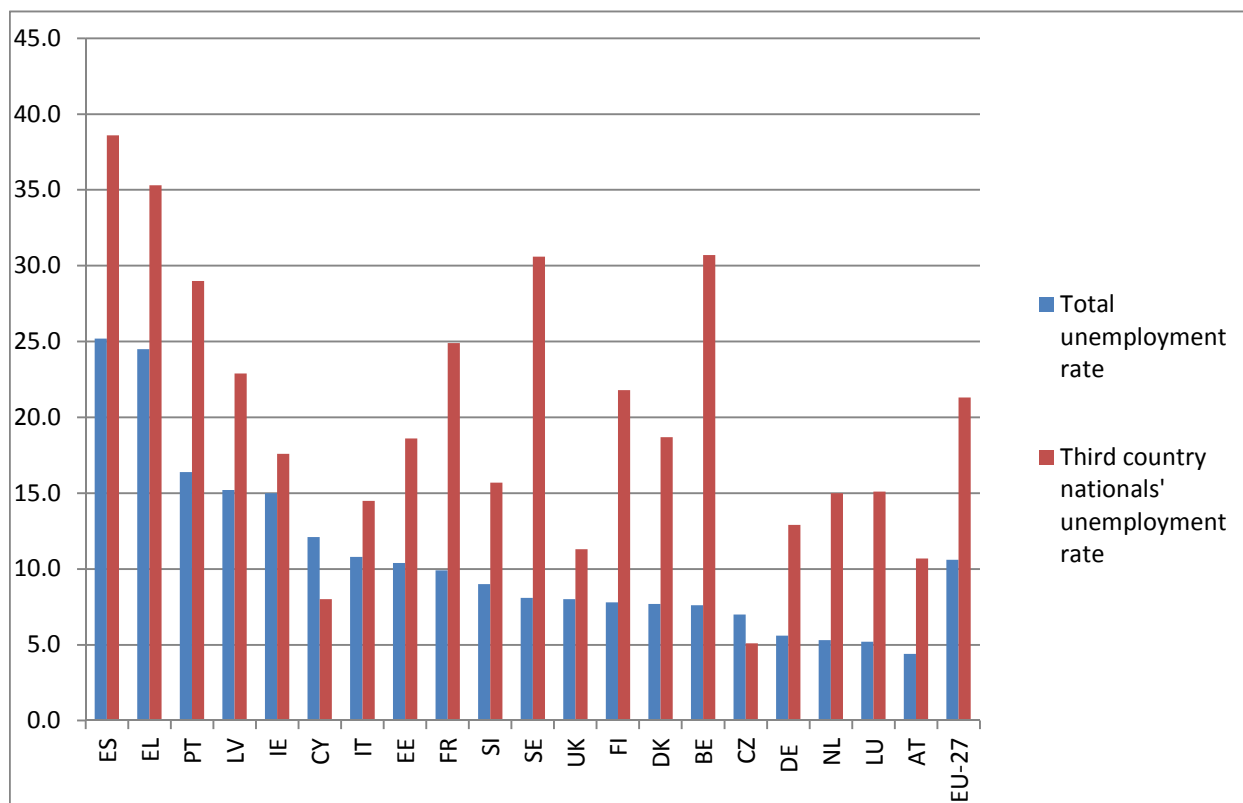
### Statistics

- ★ Figure 5 below gives an overview of one of the key indicators of integration of third country nationals: the unemployment rate of third-country nationals, compared to total unemployment in the respective (Member) State;
- ★ Across the EU-27, the unemployment rate for third country nationals was some 21.3% in 2012 compared with total unemployment rate of 10.6%;
- ★ The highest unemployment rates for third-country nationals were reported by Spain (38.6%) and Greece (35.9%<sup>1</sup>, compared with total national averages of 25.2% and 24.5% respectively), followed by Belgium (30.7%, compared with a national rate of 7.6%) and Sweden (30.6% compared with a national rate of 8.1%);
- ★ For the EU as a whole, the gap between the total unemployment rate and the unemployment rate of third-country nationals was 10.7 percentage points (p.p.) although individual Member States showed considerable variation. The gap was greatest in Belgium (23.1 % p.p.) and Sweden (22.5 p.p.) and lowest in Ireland and United Kingdom (2.6 and 2.3 p.p. respectively).

### EU developments and updates

- ★ Speech by Commissioner Malmström at the State of the Union Conference: [Europe should give migrants the opportunities they deserve](#) (9th May 2013);
- ★ Immigration and citizenship were core topics of The [State of the Union 2013](#) conference that took place in Florence on May 9th 2013, the Day of Europe, organised by the European University Institute in Florence. Presentations are available [here](#);
- ★ The EMN Study: "[Migrant Access to Social Security and Health Care](#)" was launched at the end of May 2013. It is due to be finalised in early 2014. EMN acknowledges the cooperation with DG EMPL in developing this Study;
- ★ FRA Director Morten Kjaerum held a speech entitled [Innocent figures: why we need more facts](#) at the Conference 'Right-wing extremism and hate crime: minorities under pressure in Europe and beyond' in Oslo on 14th – 15th May 2013.
- ★ The [IOM LINET study on improving access to labour market information for migrants and employers](#) investigates information strategies and channels most commonly used for employment matching through migration, in selected EU Member States and non-EU settlement countries;
- ★ Analysis of the Immigrant Citizens Survey: see what immigrants have to say on [over-qualification](#),

Figure 5: Total unemployment rates and unemployment rates of third country nationals



Source: Eurostat, Labour Force Survey, 4th Quarter 2012

<sup>1</sup> Eurostat Labour Force Survey, Fourth Quarter 2012

- [Europe's new citizens](#) and the [importance of integration courses for finding a job](#) (April 2013);
- ★ [Mapping European stakeholders on migrant education](#): the report presents the views and positions of European civil society stakeholders on the education of migrants in Europe (April 2013);
  - ★ [Paving the Way for Integration - The Pathways to Citizenship in France and the United States](#): this publication provides an update of the MIPEX country profiles for France and the United States as well as a comparative report on the path to citizenship in both countries (April 2013);
  - ★ FRA has published a report on [inequalities and multiple discrimination in access to and quality of healthcare](#) (March 2013).

#### National developments

- ★ **Austria:** [Amendments to the Austrian Citizenship Act](#): in April 2013, the Austrian government decided on a proposal for amendments to the Austrian Citizenship Act, which, amongst others, encompasses the following: illegitimate children of Austrian fathers can be regarded as citizens; disabled persons can receive citizenship even if they do not meet the income requirement; the fundamental principles derived from the Austrian Constitution shall be part of the citizenship test;
- ★ **Czech Republic:** a new Act on Citizenship was signed into law on June 19, 2013. It provides for easier nationalization of the second-generation foreigners, allows dual citizenship, and bars misuse of nationalization through false declarations of parenthood;
- ★ **Estonia:** The Estonian Government has approved the commencement of drafting the new integration strategy for the new programming period 2014-2020. The Steering Group for the new integration strategy includes eight ministries, and representatives of state institutions and local governments. An Expert Committee and Consultative Council will be formed, mainly of persons with an immigrant background, in order to engage different target groups and stakeholders in the formulation and implementation of integration policy. A trilingual web portal (<http://www.integratsioon.ee/en>) has been created to inform and engage the wider public in the process;
- ★ **Finland:** [Finnish citizenship granted to 9,518 persons in 2012](#): a total of 9,518 persons were granted Finnish citizenship last year. Of the total, 8,596 obtained citizenship by application and 922 by declaration. The number more than doubled compared to the year 2011, when 4,794 people were granted Finnish citizenship;
- ★ **Luxembourg:** The last publication of CEFIS (Centre d'Etude et de Formation Interculturelles et Sociales), one of the LU EMN NCP partners, focuses on the [local elections of October 2011](#). This study

starts with a consideration of the total number of foreigners registered on voters' lists. The second part deals with the sociological profile of the candidates, the elected Luxembourgish citizens as well as foreigners. The third part is focused on the practices and on the actions promoting the voter registration;

- ★ **Poland:** Launch of [public consultations on "Integration policy of Poland"](#) – a first strategic document to address challenges in integration of newcomers and migrants already living in Poland. The purpose of this consultation is to seek views and comments from all interested individuals and organizations on proposed policy directions;
- ★ **United Kingdom:** The minister for immigration; Mark Harper announced on the 8th April 2013 that from 28th October 2013, [applicants must prove they possess an appropriate level of conversational English](#) (B1 intermediate) as well as passing the LITUK test in order to satisfy the Knowledge of Language and Life requirement to gain British citizenship.

## 9. OTHER EMN OUTPUTS AND DEVELOPMENTS

### A. Eurostat-EMN cooperation

Eurostat is a Directorate-General of the European Commission and its main responsibilities are to make available comparable statistical data and to harmonise statistical methods across the EU as well as pre-accession and EFTA countries. Eurostat does not collect the statistical information; this is done by the statistical authorities in the Member States. Instead, Eurostat processes and publishes comparable statistical information at European level. The statistics are foremost of use to the institutions of the EU but are also available to the general public. The most important data is made available via [press releases](#). Since late 2009 Eurostat offers the innovative electronic publishing platform "[Statistics Explained](#)" which is a gateway to the Eurostat's databases.

Eurostat has been a regular contributor to the EMN since its establishment and provides valuable input to the EMN's studies and reports which are partly basis on quantitative analysis. There is also regular dialogue between Eurostat and the EMN as Eurostat representatives regularly attend the EMN NCP meetings to inform (and discuss) the network of relevant and latest statistics available. Follow this link to [additional information on Eurostat and the statistics available](#).

### B. EMN Glossary in Arabic

The Arabic edition of the [EMN Glossary](#) on Asylum and Migration was presented in Rome on 18th June 2013. The aim of this publication, edited by the Italian NCP

with the technical support of the Institute for Oriental Studies, is to adapt the EMN Glossary 2.0 to the Arab World and act as a tool of intercultural dialogue, improving EMN impact both on EU and non-EU policymakers. The thorough quality checking process, carried out between July 2012 and May 2013, focused on overcoming the several methodological issues encountered: the lack of reference publications and thematic dictionaries; the plurality of legal systems in the Arabic-speaking world and related technical terminology; the different linguistic expressions in use according to the geographic area (Maghreb, Mashreq and Arabic peninsula). The heterogeneity of the Working Group, composed of linguistic and juridical experts from different parts of the Arab World, allowed a constant validation of the translation process whose methodology was fully described in an editorial note enclosed in the publication. It is hoped that this EMN output will support the EU in its goal to enhance cooperation and involvement of Third Countries in the management of migration flows.

### C. EMN migration films “What People Think”

The LU EMN NCP produced a series of short films called ‘What people think’ in March 2013. Fabienne Becker, member of the LU EMN NCP, filmed and interviewed a diverse range of people from civil society on relevant issues concerning migration and citizenship to show society’s opinion on these topics. The aim of this film project is to promote the visibility of the EMN. The edited film material can be viewed at the LU EMN NCP [national website](#) as well as on their [Facebook page](#).

## 10. ADDITIONAL COMPLEMENTARY STATISTICS

Additional tables are also provided below in Annex for the EU-27 Member States plus Norway and more statistics may be obtained from Eurostat's database and/or national statistical offices.



Table A1: EU Migration Statistics 2012 at a glance: 2012 Statistics on Non-nationals; 1<sup>st</sup> Residence Permits: and Indicators of Irregular migration

	Total Pop. (on 1.1.12)	Non-EU nationals (in 000s)		Top 3 Non-EU 27 Nationalities Residents	1 <sup>st</sup> Residence Permits (2012)		Irregular Migration Indicators (2012)			
		Other EU-27 (2012)	Non-EU-27 (2012)		Total New Permits	Largest (Reason)	Refusals	Apprehensions	Returns	Top 3 Nationalities Returns
<b>EU 27</b>	503,663,601	13,603,037 (excl. MT)	20,373,645 (excl. MT)	Turkey, Morocco, China, Ukraine	:	:	316,060	427,195 (excl. HU and NL)	188,005 (excl. CY and NL)	Morocco, Pakistan, India
Belgium	11,094,850	778,573	446,331	Morocco, Turkey, DRC,	:	:	2,390	15,085	7,840	Brazil, Albania, Serbia
Bulgaria	7,327,224	11,329	31,094	Russia, Ukraine, Turkey	6 467	2,311(family)	3,070	2,050	835	Iraq, , Syria, Afghanistan
Czech Republic	10,505,445	151,256	271,710	Ukraine, Vietnam, Russia	:	:	190	3,315	430	Ukraine, Vietnam, Mongolia
Denmark	5,580,516	134,887	223,827	Turkey, Iraq, Bosnia and Herzegovina	:	:	95	630	1,375	Serbia, Nigeria, Albania
Germany	81,843,743	2,744,777	4,664,977	Turkey, Russia, Serbia	10 544	4,216 (education)	3,820	64,815	13,855	Serbia, FYROM, Kosovo
Estonia	1,339,662	14,397	192,161	:	2487	1,140 (family)	1,915	905	480	Russia, Ukraine, Georgia
Ireland	4,582,769	388,793	99,105	Nigeria, India, Philippines	:	:	2,205	2,035	745	Brazil, Nigeria, Moldova
Greece	11,290,067	151,154	824,220	:	10 447	7,400(family)	9,415	72,420	16,650	Pakistan, Albania, Bangladesh
Spain	46,196,276	2,354,501	3,207,566	Colombia, Bolivia, China	:	:	199,830	52,485	18,865	Morocco, Algeria, Bolivia
France	65,327,724	1,353,133	2,505,162	:	193,799	82,155 (family)	11,310	49,760	22,760	Tunisia. Morocco, Algeria
Italy	60,820,696	1,450,147	3,375,426	Albania, Morocco, Ukraine	202 269	93,619(family)	7,350	29,345	7,365	Tunisia, Morocco, Albania
Cyprus	862,011	108,329	64,098	:	6 928	4,600(remunerated activities)	545	7,840	:	:
Latvia	2,041,763	6,740	326,153*	:	4 579	2,025(family)	1,820	205	2,065	Russia, Ukraine, Belarus
Lithuania	3,007,758	2,966	17,619	:	4 338	3,091 (remunerated activities)	2,215	2,080	1,825	Russia, Belarus, Kyrgyzstan
Luxembourg	524,853	198,681	31,189	:	4 359	1,018(family)	5	350	1,010	Serbia, FYROM, Montenegro
Hungary	9,957,731	127,869	79,705	Ukraine, China, Serbia	18 112	6,376(remunerated activities)	9,240	:	5,440	Kosovo, Afghanistan, Pakistan
Malta	417,520	:	:	:	:	:	200	2,255	570	Libya, Nigeria, Ghana and Egypt
Netherlands	16,730,348	360,847	336,894	Turkey, Morocco, China	:	:	2,560	:	:	:
Austria	8,443,018	382,733	564,984	:	:	:	245	23,135	4,695	Russia, Serbia, Kosovo

	Total Pop. (on 1.1.12)	Non-EU nationals (in 000s)		Top 3 Non-EU 27 Nationalities Residents	1 <sup>st</sup> Residence Permits (2012)		Irregular Migration Indicators (2012)			
		Other EU-27 (2012)	Non-EU-27 (2012)		Total New Permits	Largest (Reason)	Refusals	Apprehensions	Returns	Top 3 Nationalities Returns
Poland	38,538,447	18,425	39,025	Ukraine, , Russia, Belarus	20 218	6,823 (remunerated activities)	29,705	8,140	6,845	Ukraine, Russia, Belarus
Portugal	10,541,840	107,971	331,140	:	27 467	13,446(family)	1,240	9,110	1,330	Brazil, Ukraine, Angola
Romania	21,355,849	7,014	29,522	Moldova, Turkey, China	:	:	3,340	2,145	2,890	Turkey, Moldova, Algeria
Slovenia	2,055,496	6,078	79,477	:	11 690	6,772 (remunerated activities)	7,665	1,555	1,090	Afghanistan, Somalia, Algeria
Slovak Republic	5,404,322	54,007	16,720	Ukraine, Russia, Vietnam	4 506	1,914 (remunerated activities)	595	1,395	320	Ukraine, Moldova, Georgia
Finland	5,401,267	68,259	113,438	Russia, China, Iraq	17 157	5,788(family)	1,640	3,620	3,070	Russia, Bosnia and Herzegovina, Belarus and Nigeria
Sweden	9,482,855	276,043	370,052	Iraq, , Norway, Somalia	85 589	41,156(family)	155	23,205	16,140	Serbia, Bosnia and Herzegovina, Iraq
UK	62,989,551	2,344,128	2,458,203	India, Pakistan, USA	:	:	13,300	49,315	49,515	India, Pakistan, China
Norway	4,985,870	247,244	161,949		28,037	10,839 (family)	:	:	:	:

Source: Eurostat – (demo\_pop);( migr\_pop1ctz); (migr\_resfirst ) ; ( migr\_eirfs);(migr\_eipre);(migr\_eiord);(migr\_eirtn - Total number of persons returned

Data on Residence Permits taken from the Commission's 4th Annual Report on Immigration and Asylum (except for FR and NO, for which ESTAT data was used (migr\_resfirst – ESTAT data on 1st residence permits in 2012 is therefore only available for FR and NO as of 2 July 2013); Provisional data for the following MS - DE: 1st January to 30th June 2012; FI: January to December 2012 but figures are provisional; PT: 1st January to 27th November 2012)

With regard to Latvia, please note that figures for the number of TCNs provided in this table (marked with an \*) as well as in the chart hereunder includes also recognized non-citizens, who are TCNs in the context of the legislation of the EU, but at the same time are considered as permanent residents of Latvia without residence permit whose rights are similar to those of citizens of Latvia.

Statistics on the number of non-EU National Residents (2012) are presented as a graph below (see Figure A1)

Figure A1: Number of Non-EU National Residents (2012)

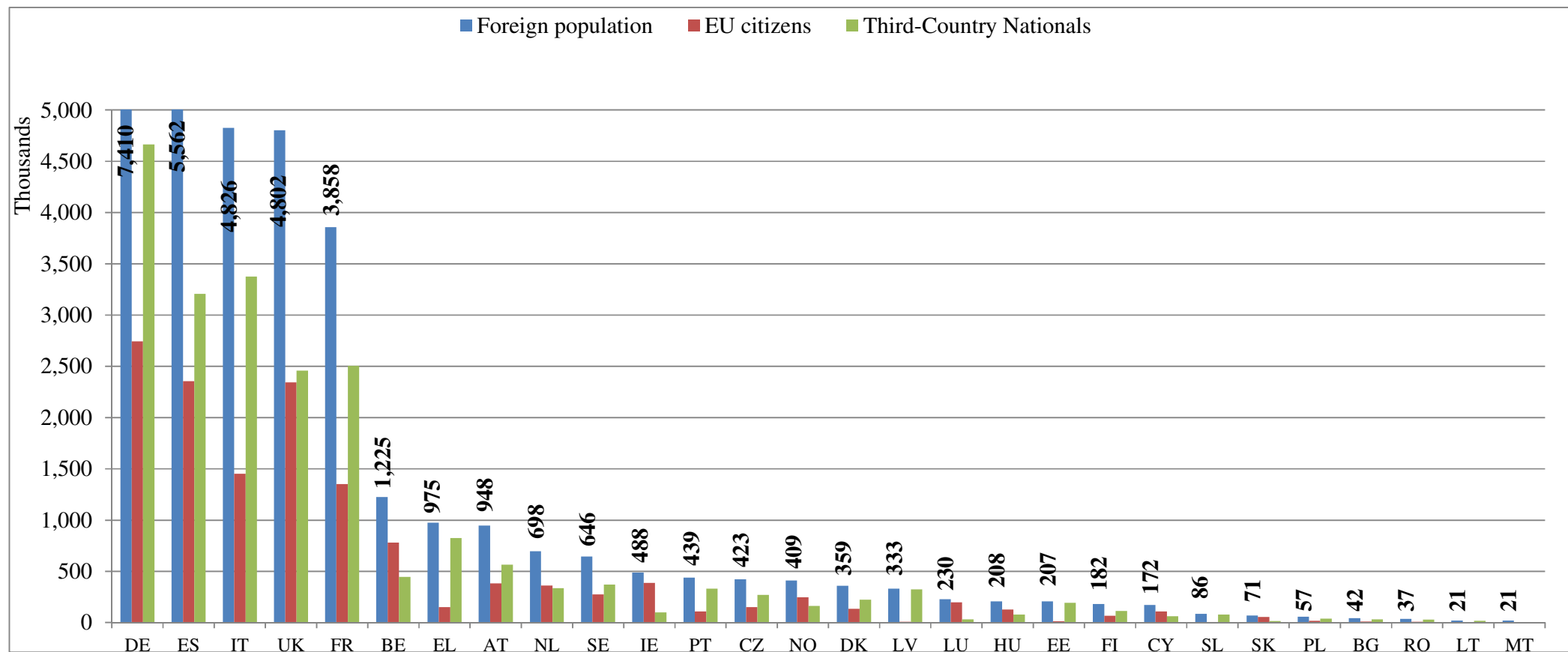


Table A2: EU Asylum Statistics 2012 data at a glance: Asylum Applications; First Instance Asylum Decisions; and Final Decisions.

	Asylum Applications			First Instance Asylum Decisions						Final Decisions	
	Total (incl. New)	of which UAMs	Main Applicant Nationalities	Total	Total Positive	Refugee status	Subsidiary Protection	Humanitarian Reasons	Rejected	Positive	Rejected
<b>EU 27</b>	335,365 (276,625)	12,715 (excl. NL)	Afghanistan, Syria, Russia	261,465 (excl. NL)	71,780 (excl. NL)	37,335 (excl. NL)	28,045 (excl. NL)	6,415 (excl. AT, BE, BG, IE, FR, LV, LT, LU, NL, PT, SI)	189,680 (excl. NL)	24,995 (excl. NL)	106,855 (excl. NL)
<b>Belgium</b>	28,285 (18,450)	1,530	Afghanistan, Guinea, Kosovo	24,640	5,555	3,990	1,565	:	19,085	325	12,195
<b>Bulgaria</b>	1,385 (1,230)	60	Syria, Iraq, Afghanistan	640	170	20	150	:	470	25	0
<b>Czech Republic</b>	755 (515)	5	Syria, Belarus, Russia	735	175	50	125	5	560	25	415
<b>Denmark</b>	6,075 (6,075)	355	Somalia, Syria, Afghanistan	4,695	1,700	1,035	545	120	2,995	410	1,085
<b>Germany</b>	77,650 (64,540)	2,095	Serbia, Afghanistan, Syria	58,765	17,140	8,765	6,975	1,400	41,625	5,025	24,520
<b>Estonia</b>	75 (75)	0	Georgia, Russia, Afghanistan	55	10	10	5	10	45	0	5
<b>Ireland</b>	955 (940)	25	Nigeria, Pakistan, Democratic Republic of Congo	935	95	65	30	:	840	45	645
<b>Greece</b>	9,575 (9,575)	75	Pakistan, Bangladesh, Georgia	11,195	95	30	45	20	11,095	530	1,115
<b>Spain</b>	2,565 (2,355)	15	Syria, Nigeria, Algeria	2,605	525	230	285	10	2,075	40	1,100
<b>France</b>	61,455 (54,280)	490	Russia, Democratic Republic of Congo, Sri Lanka and Kosovo	59,830	8,645	7,070	1,575	:	51,185	5,680	30,575
<b>Italy</b>	17,350 (15,570)	970	Pakistan, Nigeria, Afghanistan	13,735	8,480	2,050	4,495	1,935	5,260	790	445
<b>Cyprus</b>	1,635 (1,590)	25	Syria, Vietnam, Bangladesh	1,335	105	80	10	15	1,230	45	1,500
<b>Latvia</b>	205 (190)	0	Georgia, Democratic Republic of Congo, Syria	145	25	5	20	:	120	5	40
<b>Lithuania</b>	645 (560)	5	Georgia, Afghanistan, Russia	390	55	15	40	:	335	0	215
<b>Luxembourg</b>	2,055 (2,000)	15	Serbia, Albania, Montenegro	1,650	40	35	5	:	1,610	5	905
<b>Hungary</b>	2,155 (:)	185	Afghanistan, Pakistan, Kosovo	1,100	350	70	240	40	750	110	290
<b>Malta</b>	2,080 (2,060)	105	Somalia, Eritrea, Nigeria	1,590	1,435	35	1,235	160	155	20	415
<b>Netherlands</b>	13,100 (9,665)	:	Iraq, Afghanistan, Somalia	:	:	:	:	:	:	0	:
<b>Austria</b>	17,450 (:)	1,375	Afghanistan, Russia, Pakistan	15,905	4,460	2,680	1,775	:	11,445	1,540	6,415
<b>Poland</b>	10,755 (9,175)	245	Russia, Georgia, Armenia	2,435	475	85	140	250	1,960	70	900
<b>Portugal</b>	295 (290)	10	Guinea, Nigeria, Guinea-Bissau and Syria	230	100	15	85	:	130	0	65

	Asylum Applications			First Instance Asylum Decisions						Final Decisions	
	Total (incl. New)	of which UAMs	Main Applicant Nationalities	Total	Total Positive	Refugee status	Subsidiary Protection	Humanitarian Reasons	Rejected	Positive	Rejected
<b>Romania</b>	2,510 (2,420)	135	Algeria, Morocco, Pakistan	1,625	230	145	85	0	1,395	275	1,950
<b>Slovenia</b>	305 (260)	50	Afghanistan, Syria, Algeria	220	35	20	15	:	185	0	35
<b>Slovak Republic</b>	730 (550)	30	Somalia, Afghanistan, Georgia	440	190	10	100	80	250	10	65
<b>Finland</b>	3,115 (2,920)	165	Iraq, Russia, Somalia	3,110	1,555	545	775	240	1,555	280	50
<b>Sweden</b>	43,945 (43,930)	3,580	Syria, Somalia, Afghanistan	31,570	12,400	3,745	7,595	1,060	19,170	2,895	13,085
<b>UK</b>	28,260 (27,410)	1,170	Pakistan, Iran, Sri Lanka	21,890	7,735	6,535	130	1,070	14,155	6,845	8,825
<b>Norway</b>	9,785 (:)	105	Somalia, Eritrea, Afghanistan	10,695	5,180	3,675	1,185	325	5,515	945	7,225

Source: Eurostat (*migr\_asyappctza*); (*migr\_asydcfst*); (*migr\_asyresa*)

The statistics above are presented graphically below in Figures A2-A3; in addition, the numbers of unaccompanied Asylum Seeker applicants for 2012 are also shown below in Figure A4.

Figure A2 Asylum applications and new asylum applications (2012)

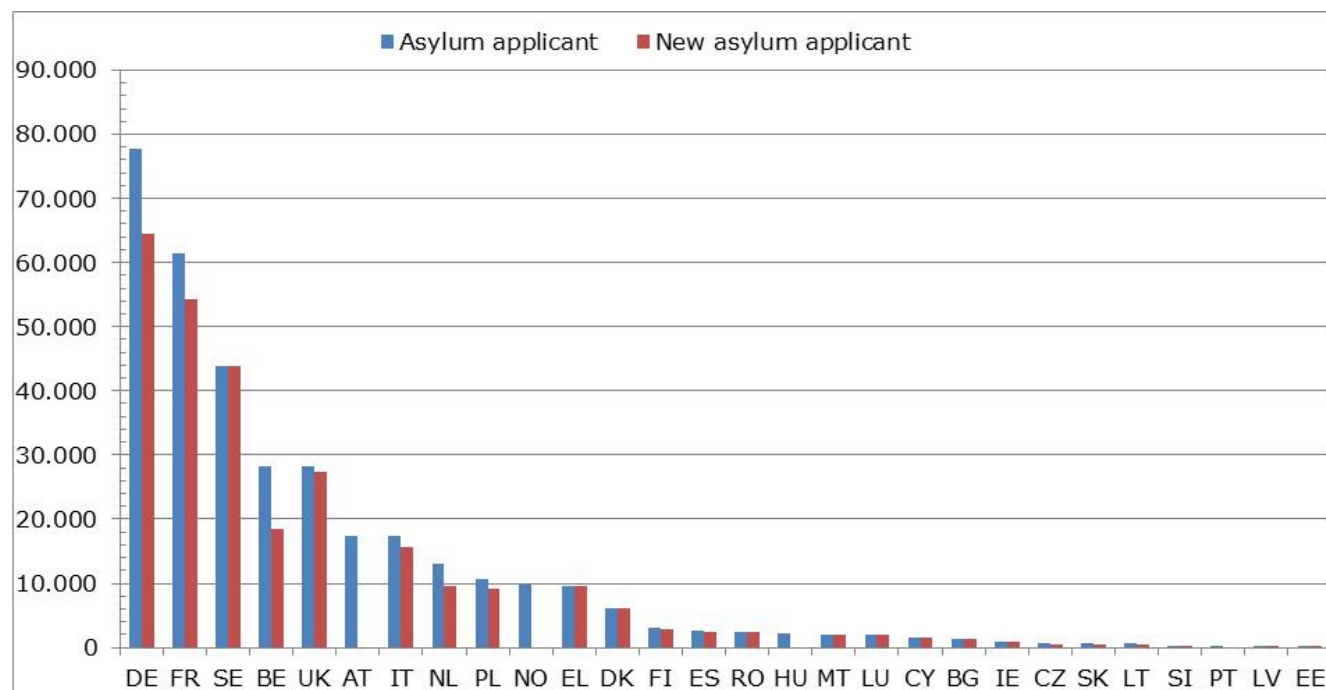




Figure A3: First instance asylum decisions (2012)

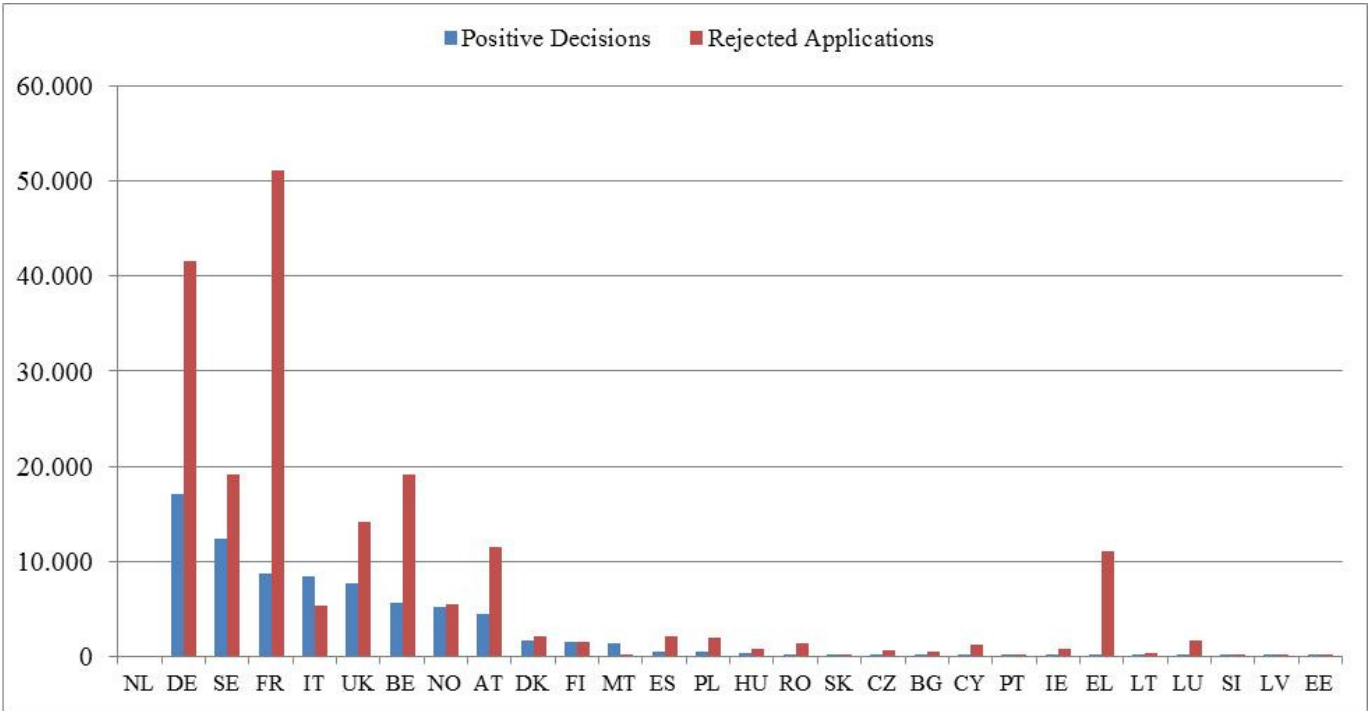


Figure A4: Number of UAMs asylum applications (2012)

